



**Digras Vibhagiya Shikshan Prasarak Mandal's**  
**Bapuraoji Butle Arts, Narayanrao Bhat Commerce &**  
**Bapusaheb Patil Science College, DIGRAS**

College Code : (Sr.) 405

**DIST. YAVATMAL 445203**

[NAAC Accredited 'B' (CGPA 2.50)]

STD Code : 07234 Ph. (O) 222022

College Code : (Jr.)

Pay Unit - 05640100083 / 146

Board - 08.04.002

Website : [www.bbnbbcollege.org](http://www.bbnbbcollege.org)

E-Mail : [principal.bnbcollege@gmail.com](mailto:principal.bnbcollege@gmail.com)

**2.6.2 Attainment of programme outcomes and course outcomes are evaluated by the institution.**

**Bapuraoji Butle Arts, Narayanrao Bhat Commerce and Bapusaheb Patil Science College, Digras**

Attainment of Programme Outcomes. Programme specific outcome & course outcome

**Result Analysis B.Sc. 2019-2020**



Class	Subject	Below 35%	36% to 45%	46% to 60%	61% above	Sum	weightage				calculated weitage for the course				Average course out come	
							1	2	3	4	1	2	3	4		
B.Sc. I Sem I	English	66	41	25	6	138	1	2	3	4	66	82	75	24	247	1.7899
B.Sc. I Sem II	English	1	0	24	100	125	1	2	3	4	1	0	72	400	473	3.784
<b>2.786927536</b>																

Class	Subject	Below 35%	36% to 45%	46% to 60%	61% above	Sum	weightage				calculated weitage for the course				Average course out come	
							1	2	3	4	1	2	3	4		
B.Sc. I Sem I	Marathi	25	54	40	19	138	1	2	3	4	25	108	120	76	329	2.3841
B.Sc. I Sem II	Marathi	1	0	4	121	126	1	2	3	4	1	0	12	484	497	3.9444
<b>3.164251208</b>																

Class	Subject	Below 35%	36% to 45%	46% to 60%	61% above	Sum	weightage				calculated weitage for the course				Average course out come	
							1	2	3	4	1	2	3	4		
B.Sc. I Sem I	Chemistry	72	0	23	16	111	1	2	3	4	72	0	69	64	205	1.8468
B.Sc. I Sem II	Chemistry	1	0	24	82	107	1	2	3	4	1	0	72	328	401	3.7477
B.Sc. II Sem III	Chemistry	63	0	17	14	94	1	2	3	4	63	0	51	56	170	1.8085
B.Sc. II Sem IV	Chemistry	3	0	14	77	94	1	2	3	4	3	0	42	308	353	3.7553
B.Sc. III Sem V	Chemistry	18	0	20	43	81	1	2	3	4	18	0	60	172	250	3.0864
B.Sc. III Sem VI	Chemistry	0	0	0	79	79	1	2	3	4	0	0	0	316	316	4
<b>3.040793323</b>																

Class	Subject	Below 35%	36% to 45%	46% to 60%	61% above	Sum	weightage				calculated weitage for the course				Average course out come	
							1	2	3	4	1	2	3	4		
B.Sc. I Sem I	Zoology	51	0	7	16	74	1	2	3	4	51	0	21	64	136	1.8378
B.Sc. I Sem II	Zoology	1	0	9	57	67	1	2	3	4	1	0	27	228	256	3.8209
B.Sc. II Sem III	Zoology	27	0	10	23	60	1	2	3	4	27	0	30	92	149	2.4833
B.Sc. II Sem IV	Zoology	3	0	6	48	57	1	2	3	4	3	0	18	192	213	3.7368
B.Sc. III Sem V	Zoology	10	0	15	18	43	1	2	3	4	10	0	45	72	127	2.9535
B.Sc. III Sem VI	Zoology	0	0	0	79	79	1	2	3	4	0	0	0	316	316	4
<b>3.138732862</b>																


Class	Subject	Below 35%	36% to 45%	46% to 60%	61% above	Sum	weightage				calculated weitage for the course				Average course out come	
							1	2	3	4	1	2	3	4		
B.Sc. I Sem I	Botany	46	0	8	20	74	1	2	3	4	46	0	24	80	150	2.027
B.Sc. I Sem II	Botany	0	0	12	54	66	1	2	3	4	0	0	36	216	252	3.8182
B.Sc. II Sem III	Botany	24	0	13	20	57	1	2	3	4	24	0	39	80	143	2.5088
B.Sc. II Sem IV	Botany	0	3	4	49	56	1	2	3	4	0	6	12	196	214	3.8214
B.Sc. III Sem V	Botany	4	0	8	31	43	1	2	3	4	4	0	24	124	152	3.5349
B.Sc. III Sem VI	Botany	0	0	0	43	43	1	2	3	4	0	0	0	172	172	4
<b>3.285048845</b>																


Class	Subject	Below 35%	36% to 45%	46% to 60%	61% above	Sum	weightage				calculated				Average course out come	
							1	2	3	4	1	2	3	4		
B.Sc. I Sem II	Mathematics	0	0	12	47	59	1	2	3	4	0	0	36	188	224	3.7966
B.Sc. II Sem IV	Mathematics	0	1	7	47	55	1	2	3	4	0	2	21	188	211	3.8364
B.Sc. III Sem V	Mathematics	1	3	33	18	55	1	2	3	4	1	6	99	72	178	3.2364
B.Sc. III Sem VI	Mathematics	0	0	0	53	53	1	2	3	4	0	0	0	212	212	4
<b>3.717334361</b>																



Class	Subject	Below 35%	36% to 45%	46% to 60%	61% above	Sum	weightage				calculated weitages for the course				Average course out come		
B.Sc. I Sem I	Physics	33	0	13	18	64	1	2	3	4	33	0	39	72	144	2.25	
B.Sc. I Sem II	Physics	0	0	7	52	59	1	2	3	4	0	0	21	208	229	3.8814	
B.Sc. II Sem III	Physics	27	0	6	23	56	1	2	3	4	27	0	18	92	137	2.4464	
B.Sc. II Sem IV	Physics	0	1	6	48	55	1	2	3	4	0	2	18	192	212	3.8545	
B.Sc. III Sem V	Physics	6	0	8	41	55	1	2	3	4	6	0	24	164	194	3.5273	
B.Sc. III Sem VI	Physics	0	0	0	53	53	1	2	3	4	0	0	0	212	212	4	3.326600448

Class	Subject	Below 35%	36% to 45%	46% to 60%	61% above	Sum	weightage				calculated weitages for the course				Average course out come		
B.Sc. I Sem I	Comp. Sci.	0	1	18	1	20	1	2	3	4	0	2	54	4	60	3	
B.Sc. I Sem II	Comp. Sci.	0	0	2	17	19	1	2	3	4	0	0	6	68	74	3.8947	
B.Sc. II Sem III	Comp. Sci.	0	0	12	6	18	1	2	3	4	0	0	36	24	60	3.3333	
B.Sc. II Sem IV	Comp. Sci.	0	0	2	16	18	1	2	3	4	0	0	6	64	70	3.8889	
B.Sc. III Sem V	Comp. Sci.	0	0	9	8	17	1	2	3	4	0	0	27	32	59	3.4706	
B.Sc. III Sem VI	Comp. Sci.	0	0	0	17	17	1	2	3	4	0	0	0	68	68	4	3.59792455

  
**Officiating Principal**  
 B.B.Arts,N.B.Commerce &  
 B.P.Science College,Digras



**Bapuraoji Butle Arts, Narayanrao Bhat Commerce and Bapusaheb Patil Science College, Digras**  
**Attainment of Programme Outcomes. Programme specific outcome & course outcome**  
**Result Analysis B.A. 2019-2020**

Class	Subject	Below 35%	36% to 45%	46% to 60%	61% above	Sum	weightage				calculated weightages for the course					Average course out come
							1	2	3	4	152	4	150	64	370	
B. A. I Sem I	English	152	2	50	16	220	1	2	3	4	152	4	150	64	370	1.681818
B. A. I Sem II	English	0	0	8	171	179	1	2	3	4	0	0	24	684	708	3.955307
B. A. II Sem III	English	71	0	38	15	124	1	2	3	4	71	0	114	60	245	1.975806
B. A. II Sem IV	English	0	0	3	102	105	1	2	3	4	0	0	9	408	417	3.971429
B. A. III Sem V	English	44	0	32	4	80	1	2	3	4	44	0	96	16	156	1.95
B. A. III Sem VI	English	1	0	0	78	79	1	2	3	4	1	0	0	312	313	3.962025

Class	Subject	Below 35%	36% to 45%	46% to 60%	61% above	Sum	weightage				calculated weightages for the course					Average course out come
							1	2	3	4	52	54	222	268	596	
B. A. I Sem I	Marathi	52	27	74	67	220	1	2	3	4	52	54	222	268	596	2.709091
B. A. I Sem II	Marathi	0	4	7	125	136	1	2	3	4	0	8	21	500	529	3.889706
B. A. II Sem III	Marathi	22	5	40	57	124	1	2	3	4	22	10	120	228	380	3.064516
B. A. II Sem IV	Marathi	0	0	2	103	105	1	2	3	4	0	0	6	412	418	3.980952
B. A. III Sem V	Marathi	1	3	29	47	80	1	2	3	4	1	6	87	188	282	3.525
B. A. III Sem VI	Marathi	1	0	0	78	79	1	2	3	4	1	0	0	312	313	3.962025

Class	Subject	Below 35%	36% to 45%	46% to 60%	61% above	Sum	weightage				calculated weightages for the course					Average course out come
							1	2	3	4	46	76	177	136	435	
B. A. I Sem I	Marathi Literature	46	38	59	34	177	1	2	3	4	46	76	177	136	435	2.457627
B. A. I Sem II	Marathi Literature	0	0	6	138	144	1	2	3	4	0	0	18	552	570	3.958333
B. A. II Sem III	Marathi Literature	22	19	41	23	105	1	2	3	4	22	38	123	92	275	2.619048
B. A. II Sem IV	Marathi Literature	0	0	11	76	87	1	2	3	4	0	0	33	304	337	3.873563
B. A. III Sem V	Marathi Literature	1	0	32	26	59	1	2	3	4	1	0	96	104	201	3.40678
B. A. III Sem VI	Marathi Literature	0	0	0	58	58	1	2	3	4	0	0	0	232	232	4

Class	Subject	Below 35%	36% to 45%	46% to 60%	61% above	Sum	weightage				calculated weightages for the course					Average course out come
							1	2	3	4	130	0	141	96	367	
B. A. I Sem I	History	130	0	47	24	201	1	2	3	4	130	0	141	96	367	1.825871
B. A. I Sem II	History	1	0	25	164	190	1	2	3	4	1	0	75	656	732	3.852632
B. A. II Sem III	History	57	6	24	17	104	1	2	3	4	57	12	72	68	209	2.009615
B. A. II Sem IV	History	0	0	3	86	89	1	2	3	4	0	0	9	344	353	3.966292
B. A. III Sem V	History	29	0	23	19	71	1	2	3	4	29	0	69	76	174	2.450704
B. A. III Sem VI	History	0	0	0	70	70	1	2	3	4	0	0	0	280	280	4

Class	Subject	Below 35%	36% to 45%	46% to 60%	61% above	Sum	weightage				calculated weightages for the course					Average course out come
							1	2	3	4	90	0	96	152	338	
B. A. I Sem I	Political Science	90	0	32	38	160	1	2	3	4	90	0	96	152	338	2.1125
B. A. I Sem II	Political Science	0	0	9	118	127	1	2	3	4	0	0	27	472	499	3.929134
B. A. II Sem III	Political Science	45	0	37	7	89	1	2	3	4	45	0	111	28	184	2.067416
B. A. II Sem IV	Political Science	0	0	3	73	76	1	2	3	4	0	0	9	292	301	3.960526
B. A. III Sem V	Political Science	6	0	17	33	56	1	2	3	4	6	0	51	132	189	3.375
B. A. III Sem VI	Political Science	0	0	0	55	55	1	2	3	4	0	0	0	220	220	4



Class	Subject	Below 35%	36% to 45%	46% to 60%	61% above	Sum	weightage				calculated weitages for the course					Average course out come	
B. A. I Sem I	Ecconomics	17	15	18	16	66	1	2	3	4	17	30	54	64	165	2.5	Average course out come
B. A. I Sem II	Ecconomics	0	0	0	52	52	1	2	3	4	0	0	0	208	208	4	
B. A. II Sem III	Ecconomics	20	6	12	1	39	1	2	3	4	20	12	36	4	72	1.846154	
B. A. II Sem IV	Ecconomics	0	0	1	36	37	1	2	3	4	0	0	3	144	147	3.972973	
B. A. III Sem V	Ecconomics	0	0	0	32	32	1	2	3	4	0	0	0	128	128	4	
B. A. III Sem VI	Ecconomics	0	0	0	32	32	1	2	3	4	0	0	0	128	128	4	

Class	Subject	Below 35%	36% to 45%	46% to 60%	61% above	Sum	weightage				calculated weitages for the course					Average course out come	
B. A. I Sem I	Home- Economics	33	0	17	6	56	1	2	3	4	33	0	51	24	108	1.928571	Average course out come
B. A. I Sem II	Home- Economics	0	0	0	50	50	1	2	3	4	0	0	0	200	200	4	
B. A. II Sem III	Home- Economics	10	0	9	13	32	1	2	3	4	10	0	27	52	89	2.78125	
B. A. II Sem IV	Home- Economics	0	0	0	26	26	1	2	3	4	0	0	0	104	104	4	
B. A. III Sem V	Home- Economics	1	0	9	12	22	1	2	3	4	1	0	27	48	76	3.454545	
B. A. III Sem VI	Home- Economics	0	0	0	22	22	1	2	3	4	0	0	0	88	88	4	

  
 Officiating Principal  
 B. Arts, N. B. Commerce &  
 B. P. Science College, Digras





**Bapuraoji Butle Arts, Narayanrao Bhat Commerce and Bapusaheb Patil Science College, Digras**  
**Attainment of Programme Outcomes. Programme specific outcome & course outcome**

**Result Analysis M.A. 2019-2020**

Class	Subject	Below 35%	36% to 45%	46% to 60%	61% above	Sum	weightage				calculated weightages for the course				Average course out come	
							1	2	3	4	4	0	18	88		
M. A. I Sem I	Marathi	4	0	6	22	32	1	2	3	4	4	0	18	88	110	3.4375
M. A. I Sem II	Marathi	0	0	2	25	27	1	2	3	4	0	0	6	100	106	3.925926
M. A. II Sem III	Marathi	1	0	3	35	39	1	2	3	4	1	0	9	140	150	3.846154
M. A. II Sem IV	Marathi	1	0	0	36	37	1	2	3	4	1	0	0	144	145	3.918919
															<b>3.782124673</b>	

**Bapuraoji Butle Arts, Narayanrao Bhat Commerce and Bapusaheb Patil Science College, Digras**  
**Attainment of Programme Outcomes. Programme specific outcome & course outcome**

**Result Analysis M.Sc. 2019-2020**

Class	Subject	Below 35%	36% to 45%	46% to 60%	61% above	Sum	weightage				calculated weightages for the course				Average course out come	
							1	2	3	4	0	0	3	20		
M. Sc. I Sem I	Botany	0	0	1	5	6	1	2	3	4	0	0	3	20	23	3.833333
M. Sc. I Sem II	Botany	0	0	0	14	14	1	2	3	4	0	0	0	56	56	4
M. Sc. II Sem III	Botany	0	0	0	13	13	1	2	3	4	0	0	0	52	52	4
M. Sc. II Sem IV	Botany	0	0	0	19	19	1	2	3	4	0	0	0	76	76	4
															<b>3.958333333</b>	



*[Handwritten Signature]*

Officiating Principal  
 B.A.B. Arts, N.B. Commerce &  
 B.P. Science College, Digras



**Bapuraoji Butle Arts, Narayanrao Bhat Commerce and Bapusaheb Patil Science College, Digras**

Attainment of Programme Outcomes. Programme specific outcome & course outcome

**Result Analysis B.Com. 2019-2020**

Class	Subject	Below 35%	36% to 45%	46% to 60%	61% above	Sum	weightage				calculated weightages for the course					Average course outcome
B.Com. I Sem I	English	56	0	35	9	100	1	2	3	4	56	0	105	36	197	1.97
B.Com. I Sem II	English	0	0	9	79	88	1	2	3	4	0	0	27	316	343	3.897727273
B.Com. II Sem III	English	20	5	47	5	77	1	2	3	4	20	10	141	20	191	2.480519481
B.Com. II Sem IV	English	0	0	0	73	73	1	2	3	4	0	0	0	292	292	4
B.Com. III SEM V	English	3	0	20	36	59	1	2	3	4	3	0	60	144	207	3.508474576
B.Com. III SEM VI	English	0	0	0	59	59	1	2	3	4	0	0	0	236	236	4

Class	Subject	Below 35%	36% to 45%	46% to 60%	61% above	Sum	weightage				calculated weightages for the course					Average course outcome
B.Com. I Sem I	Marathi	13	27	42	18	100	1	2	3	4	13	54	126	72	265	2.65
B.Com. I Sem II	Marathi	0	0	1	87	88	1	2	3	4	0	0	3	348	351	3.988636364
B.Com. II Sem III	Marathi	2	2	32	41	77	1	2	3	4	2	4	96	164	266	3.454545455
B.Com. II Sem IV	Marathi	0	0	0	73	73	1	2	3	4	0	0	0	292	292	4
B.Com. III SEM V	Marathi	0	0	11	48	59	1	2	3	4	0	0	33	192	225	3.813559322

Class	Subject	Below 35%	36% to 45%	46% to 60%	61% and Above	Sum.	Weightage				Calculated weightages for the Course				Sum	Average	Average Course Outcome
B. Com. I Sem. I	PEC	48	17	32	3	100	1	2	3	4	48	34	96	12	190	1.9	
	AAC	39	16	19	26	100	1	2	3	4	39	32	57	104	232	2.32	
	PBO	25	26	42	7	100	1	2	3	4	25	52	126	28	231	2.31	
	CFS-I	18	24	29	29	100	1	2	3	4	18	48	87	116	269	2.69	

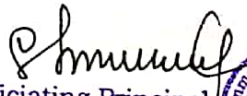
Class	Subject	Below 35%	36% to 45%	46% to 60%	61% and Above	Sum.	Weightage				Calculated weightages for the Course				Sum	Average	Average Course Outcome
B. Com. I Sem. II	BEC	0	0	23	65	88	1	2	3	4	0	0	69	260	329	3.738636364	
	FAC	0	0	18	70	88	1	2	3	4	0	0	54	280	334	3.795454545	
	PBM	0	0	18	70	88	1	2	3	4	0	0	54	280	334	3.795454545	
	CFS-II	0	0	10	78	88	1	2	3	4	0	0	30	312	342	3.886363636	

Class	Subject	Below 35%	36% to 45%	46% to 60%	61% and Above	Sum.	Weightage				Calculated weightages for the Course				Sum	Average	Average Course Outcome
B. Com. II Sem. III	CAC	25	14	18	20	77	1	2	3	4	25	28	54	80	187	2.43	
	BMT	22	17	15	23	77	1	2	3	4	22	34	45	92	193	2.51	
	AUD	8	30	35	4	77	1	2	3	4	8	60	105	16	189	2.45	
	MOS	6	5	40	26	77	1	2	3	4	6	10	120	104	240	3.12	
	ITB-I	4	0	10	63	77	1	2	3	4	4	0	30	252	286	3.71	

Class	Subject	Below 35%	36% to 45%	46% to 60%	61% and Above	Sum.	Weightage				Calculated weightages for the Course				Sum	Avarage	Average Course Outcome
							1	2	3	4	0	0	0	292			
B. Com.II Sem. IV	CAC	0	0	0	73	73	1	2	3	4	0	0	0	292	292	4	3.98
	BST	0	0	1	72	73	1	2	3	4	0	0	3	288	291	3.98630137	
	ITX	0	0	2	71	73	1	2	3	4	0	0	6	284	290	3.97260274	
	IFS	0	0	4	69	73	1	2	3	4	0	0	12	276	288	3.945205479	
	ITB-II	0	0	0	73	73	1	2	3	4	0	0	0	292	292	4	

Class	Subject	Below 35%	36% to 45%	46% to 60%	61% and Above	Sum.	Weightage				Calculated weightages for the Course				Sum	Avarage	Average Course Outcome
							1	2	3	4	4	16	75	88			
B. Com.III Sem. V	CAC	4	8	25	22	59	1	2	3	4	4	16	75	88	183	3.101694915	3.49
	BRF	3	6	45	5	59	1	2	3	4	3	12	135	20	170	2.881355932	
	BEM	1	2	15	41	59	1	2	3	4	1	4	45	164	214	3.627118644	
	IWW-I	0	0	8	51	59	1	2	3	4	0	0	24	204	228	3.86440678	
	EOE-I	0	0	1	58	59	1	2	3	4	0	0	3	232	235	3.983050847	

Class	Subject	Below 35%	36% to 45%	46% to 60%	61% and Above	Sum.	Weightage				Calculated weightages for the Course				Sum	Avarage	Average Course Outcome
							1	2	3	4	0	0	0	236			
B. Com.III Sem. VI	MAC	0	0	0	59	59	1	2	3	4	0	0	0	236	236	4	4.00
	COL	0	0	0	59	59	1	2	3	4	0	0	0	236	236	4	
	EOD	0	0	0	59	59	1	2	3	4	0	0	0	236	236	4	
	IWW-II	0	0	0	59	59	1	2	3	4	0	0	0	236	236	4	
	EOE-II	0	0	0	59	59	1	2	3	4	0	0	0	236	236	4	

  
 Officiating Principal  
 B.B.Arts, N.B.Commerce &  
 B.P.Science College, Digras

