

National Institutional Ranking Framework

Ministry of Education
Government of India

Welcome to Data Capturing System: OVERALL

Submitted Institute Data for NIRF'2026'
Institute Name: Bapuraoji Bule Arts, Narayanrao Bhat Commerce and . Bapusahab Patil Science College, Digras. [IR-O-C-42976]



Sanctioned (Approved) Intake

Academic Year	2024-25	2023-24	2022-23	2021-22	2020-21	2019-20
UG [3 Years Program(s)]	460	460	460	-	-	-
PG [2 Year Program(s)]	180	180	-	-	-	-

Total Actual Student Strength (Program(s) Offered by Your Institution)

(All programs of all years)	No. of Male Students	No. of Female Students	Total Students	Within State (Including male & female)	Outside State (Including male & female)	Outside Country (Including male & female)	Economically Backward (Including male & female)	Socially Challenged (SC+ST+OBC Including male & female)	No. of students receiving full tuition fee reimbursement from the State and Central Government	No. of students receiving full tuition fee reimbursement from Institution Funds	No. of students receiving full tuition fee reimbursement from the Private Bodies	No. of students who are not receiving full tuition fee reimbursement
UG [3 Years Program(s)]	341	507	848	848	0	0	315	402	490	0	0	227
PG [2 Year Program(s)]	29	75	104	104	0	0	33	59	80	0	0	12

Placement & Higher Studies

UG [3 Years Program(s)]: Placement & higher studies for previous 3 years

Academic Year	No. of first year students intake in the year	No. of first year students admitted in the year	Academic Year	No. of students admitted through Lateral entry	Academic Year	No. of students graduating in minimum stipulated time	No. of students placed	Median salary of placed graduates(Amount in Rs.)	No. of students selected for Higher Studies
2020-21	460	430	2021-22	0	2022-23	102	1	253140(Two lac fifty three thousand one hundred forty)	43
2021-22	460	439	2022-23	0	2023-24	87	16	215460(Two Lac Fifteen Thousand Four Hundred Sixty)	14
2022-23	460	431	2023-24	0	2024-25	118	0	0(Zero)	35

PG [2 Years Program(s)]: Placement & higher studies for previous 3 years

Academic Year	No. of first year students intake in the year	No. of first year students admitted in the year	Academic Year	No. of students graduating in minimum stipulated time	No. of students placed	Median salary of placed graduates(Amount in Rs.)	No. of students selected for Higher Studies
2021-22	100	84	2022-23	28	0	0(Zero)	0
2022-23	100	28	2023-24	14	0	0(Zero)	0
2023-24	180	65	2024-25	33	0	0(Zero)	0



UG3 UG4: Placement & Higher Studies for previous 3 years

Ph.D Student Details (including Integrated Ph.D)


Ph.D (Student pursuing doctoral program till 2024-25 Students admitted in the academic year 2025-26 should not be entered here.)		Total Students		
Full Time		16		
Part Time		0		
No. of Ph.D students graduated (including Integrated Ph.D)		2024-25	2023-24	2022-23
Full Time	2	1	0	0
Part Time	0	0	0	0
PG (Student pursuing MD/MS/DNB program till 2024-25 Students admitted in the academic year 2025-26 should not be entered here)				
Number of students pursuing PG (MD/MS/DNB) program		0		
No. of students Graduating In PG (MD/MS/DNB) program				
2024-25	2023-24	2022-23		
0	0	0		

Financial Resources: Utilised Amount for the Capital expenditure for previous 3 years

Academic Year	2024-25	2023-24	2022-23
	Utilised Amount	Utilised Amount	Utilised Amount
Annual Capital Expenditure on Academic Activities and Resources (excluding expenditure on buildings)			
Library	208580 (Two Lac Eight Thousand Five Hundred Eighty)	175794 (One lakh seventy five thousand seven hundred ninety four only)	211550 (two lac eleven thousand five hundred fifty)
New Equipment for Laboratorres	33100 (Thirty Three Thousand One Hundred)	0 (Zero)	64537 (Sixty four thousand five hundred thirty seven)
Engineering Workshops	0 (Zero)	0 (Zero)	0 (Zero)
Studios	0 (Zero)	0 (Zero)	0 (Zero)
Other expenditure on creation of Capital Assets (excluding expenditure on Land and Building)	263300 (Two Lac Sixty Three Thousand Three Hundred)	21000 (Twenty one thousand only)	0 (Zero)

Financial Resources: Utilised Amount for the Operational expenditure for previous 3 years

Academic Year	2024-25	2023-24	2022-23
	Utilised Amount	Utilised Amount	Utilised Amount
Annual Operational Expenditure			
Salaries (Teaching and Non Teaching staff)	10565473 (Ten Crore Fifty Five Lac Sixty Five Thousand Four Hundred Seventy Three)	93082660 (Nine crore thirty lakh eighty two thousand six hundred sixty only)	93331217 (nine crore thirty three lac thirty one thousand two hundred seventeen)



Maintenance of Academic Infrastructure or consumables and other running expenditures(excluding maintenance of hostels and allied services,rent of the building, depreciation cost, etc)	2972559 (Twenty Nine Lac Seventy Two Thousand Five Hundred Fifty Nine)	2642924 (Twenty six lakh forty two thousand nine hundred twenty four only)	2306672 (twenty three lac six thousand six hundred seventy two)
Seminars/Conferences/Workshops	87975 (Eighty Seven Thousand Nine Hundred Seventy Five)	104184 (One lakh four thousand one hundred eighty four only)	7570 (seven thousand five hundred seventy)

IPR

Calendar year	2024	2023	2022
No. of Patents Published	0	0	0
No. of Patents Granted	0	0	0

Sponsored Research Details

Financial Year	2024-25	2023-24	2022-23
Total no. of Sponsored Projects	0	0	0
Total no. of Funding Agencies	0	0	0
Total Amount Received (Amount in Rupees)	0	0	0
Amount Received in Words	Zero	Zero	Zero

Consultancy Project Details

Financial Year	2024-25	2023-24	2022-23
Total no. of Consultancy Projects	0	0	0
Total no. of Client Organizations	0	0	0
Total Amount Received (Amount in Rupees)	0	0	0
Amount Received in Words	Zero	Zero	Zero

Executive Development Program/Management Development Programs

Financial Year	2024-25	2023-24	2022-23
Total no. of Executive Development Programs/Management Development Programs	0	0	0
Total no. of Participants	0	0	0
Total Annual Earnings (Amount in Rupees)(Excluding Lodging & Boarding Charges)	0	0	0
Total Annual Earnings in Words	Zero	Zero	Zero

PCS Facilities: Facilities of physically challenged students

1. Do your institution buildings have Lifts/Ramps?	Yes, more than 40% of the buildings
2. Do your institution have provision for walking aids, including wheelchairs and transportation from one building to another for handicapped students?	Yes
3. Do your institution buildings have specially designed toilets for handicapped students?	Not available



Accreditation

NAAC Accreditation


1. Does your institute have a valid NAAC Accreditation?		YES
Valid from	Valid upto	CGPA
28-02-2022	28-02-2027	3.16

Multiple Entry/Exit and Indian Knowledge System

1. Has your institution implemented multiple entry/exit in your institution?	YES
2. Has your institution been teaching courses in Indian Languages?	YES
3. Has your institution introduced courses on Indian Knowledge System?	YES
4. Has your institution established the Grievance Redressal Cell?	YES
5. Is your institution admitting students through National and State Level entrance exam?	NO

Sustainable Living Practices


1. What specific programs does the institution/university have in place to reduce or eliminate single-use plastics on campus?	<ul style="list-style-type: none"> Ban on single-use plastic items (e.g., straws, cutlery, plates)
2. What actions has the institution/university taken to reduce its carbon footprint? (Select all that apply)	<ul style="list-style-type: none"> Renewable energy installations
3. What is the level of recycling infrastructure available on your campus?	<ul style="list-style-type: none"> Comprehensive infrastructure (bins, awareness, collection systems)
4. What type of rainwater harvesting system has been implemented at your institution/university?	<ul style="list-style-type: none"> Rooftop Rainwater Harvesting System Surface Runoff Harvesting System
5. Which renewable energy sources are installed on your institution/ university campus ? (Please select all that apply)	<ul style="list-style-type: none"> Solar Panels
6. What is the institution's approach to minimizing food waste?	<ul style="list-style-type: none"> Composting systems




Faculty Details2

Srno	Name	Designation	Gender	Qualification	Experience (In Months)	Currently working with institution?	Joining Date	Leaving Date	Association type
1	Dinesh Shankarrao Salone	Assistant Professor	Male	SET	96	Yes	17-02-2020	-	Regular
2	Nilesh Shankarrao Gaikwad	Assistant Professor	Male	SET	96	Yes	17-02-2020	-	Regular

3	Rajesh Ramchandra Wankhade	Professor	Male	Ph.D	348	Yes	01-10-1993	-	Regular
4	Vasant Kesharao Jadhao	Associate Professor	Male	Ph.D	348	Yes	05-10-1993	-	Regular
5	Deepak Dattatraya Nilawar	Assistant Professor	Male	Ph.D	298	Yes	15-06-2009	-	Regular
6	Neela Sudhakar Labhsewar	Assistant Professor	Female	Ph.D	348	Yes	01-10-1993	-	Regular
7	Priyavada Dinesh Bhat	Assistant Professor	Female	Ph.D	248	Yes	19-01-2000	-	Regular
8	Vasant Domaji Jadhao	Assistant Professor	Male	M.Sc.	348	Yes	16-11-1999	-	Regular
9	Ajabrao Darnodhar Jadhao	Assistant Professor	Male	NET	192	Yes	01-04-2016	-	Regular
10	Manjusha Manoharrao Jagtap	Professor	Female	Ph.D	298	Yes	17-11-1999	-	Regular
11	Pranav Vijay Gadkar	Assistant Professor	Male	NET	96	Yes	17-02-2020	-	Regular
12	Rupesh Narhari Karhade	Professor	Male	Ph.D	288	Yes	01-07-2003	-	Regular
13	Vijay Shrikrishna Pachgade	Other	Male	Ph.D	216	Yes	28-02-2015	-	Regular
14	Gautam Shrirangrao Jaisaonkar	Assistant Professor	Male	Ph.D	78	Yes	17-07-2020	-	Regular
15	Pooja Pravin Raut	Assistant Professor	Female	SET	96	Yes	18-02-2020	-	Regular
16	Rayabhushan Manikrao Kadam	Professor	Male	Ph.D	298	Yes	07-01-1999	-	Regular
17	Vijay Ramakant Rao Rotte	Associate Professor	Male	SLET	298	Yes	24-09-2005	-	Regular
18	Aparna Abhay Paril	Assistant Professor	Male	Ph.D	248	Yes	09-07-2010	-	Regular
19	Manoj Namdeo Rao Bhagat	Assistant Professor	Male	Ph.D	298	Yes	15-06-2009	-	Regular
20	Pravin Mohanlal Chandak	Assistant Professor	Male	Ph.D	348	Yes	22-09-1994	-	Regular
21	Sanjey Madhavrao Deosthale	Associate Professor	Male	Ph.D	348	Yes	23-09-1994	-	Regular
22	Birbarao Gujibrao Maske	Assistant Professor	Male	SET	192	Yes	01-04-2016	-	Regular
23	Narendra Anandrao Manwar	Assistant Professor	Male	NET	78	Yes	07-07-2020	-	Regular
24	Pritam Vasantrao Gawande	Assistant Professor	Male	SET	192	Yes	01-04-2016	-	Regular
25	Sanjivani Kesharao Parale	Assistant Professor	Female	Ph.D	298	Yes	30-11-1999	-	Regular
26	Anvind Rambhau Ladole	Dean / Principal / Director / Vice Chancellor	Male	Ph.D	31	Yes	11-10-2022	-	Regular



27	Mukund Manohar Dhore	Professor	Male	Ph.D	348	Yes	01-10-1993	-	Regular
28	Premilata Manoharrao Sonparole	Associate Professor	Female	M. Phil	298	Yes	17-11-1999	-	Regular
29	Sanjay Purushottam Mote	Assistant Professor	Male	Ph.D	96	Yes	18-02-2020	-	Regular



Principal
 Bapuraoji Butle Arts, Narayanrao Bhat Commerce
 & Bapusahab Patil Science College, Digras

(Handwritten Signature)