



Digras Vibhagiya Shikshan Prasarak Mandal's
Bapuraoji Butle Arts, Narayanrao Bhat Commerce &
Bapusaheb Patil Science College, DIGRAS

College Code : (Sr.) 405

DIST. YAVATMAL 445203

[NAAC Accredited 'B' (CGPA 2.50)]

STD Code : 07234 Ph. (O) 222022

College Code : (Jr.)

Pay Unit - 05640100083 / 148

Board - 08.04.002

Website : www.bbnbbcollege.org

E-Mail : principal.bnbcollege@gmail.com

2.6.2 Attainment of programme outcomes and course outcomes are evaluated by the institution.

B. B. ARTS N. B. COMMERCE & B. P. SCIENCE COLLEGE DIGRAS,

Programme ~~OutCome~~ 2021-2022

Attainment

| Class | Subject | Below 35% | 36 to 45% | 45 to 60% | 61% Above | Sum | Weightage | Calculated weightage for the course | Sum | Course Out come | Average COC |
|------------------|---------|-----------|-----------|-----------|-----------|-----|-----------|-------------------------------------|---------|-----------------|-------------|
| B.Sc. I Sem I | Chem. | 1 | 0 | 17 | 87 | 105 | 1 2 3 4 | 1 00 51 | 348 400 | 3.8 | |
| Sem. II | Chem. | 63 | 0 | 22 | 15 | 100 | 1 2 3 4 | 63 00 66 | 400 529 | 5.29 | |
| B.Sc. II Se. III | Chem. | 1 | 0 | 27 | 65 | 93 | 1 2 3 4 | 1 00 81 | 260 342 | 3.67 | 4.43 |
| Sem. IV | Chem. | 39 | 0 | 13 | 39 | 91 | 1 2 3 4 | 39 00 39 | 364 442 | 4.85 | |
| B.Sc. III Sem V | Chem. | 0 | 0 | 2 | 92 | 94 | 1 2 3 4 | 00 00 06 | 368 374 | 3.97 | |
| Sem. VI | Chem. | 44 | 0 | 18 | 32 | 94 | 1 2 3 4 | 44 00 54 | 376 474 | 5.04 | |

Sampath
Incharge

Ravkumar
Head
Department of Chemistry
B. B. Arts, N. B. Commerce & B. P. Science
College, Digras Dist. Raichur

S. Murali
Officiating Principal
B. B. Arts, N. B. Commerce &
B. P. Science College, Digras

B.B. Arts , N. B. Commerce and B. P. Science College Digras Dist. Yavatmal

Department of Botany

Session 2021-2022

Student Attainment of the Program

| Class | Subject | Number of Student | | | | | Calculated Weightage | | | | CWS | CWS/Sum |
|------------------|---------|-------------------|-----------|-----------|-----------|-----|----------------------|---|----|-----|-----|---------|
| | | Below 35% | 36 to 45% | 46 to 60% | 61% above | Sum | 1 | 2 | 3 | 4 | | |
| B.Sc. I Sem I | Botany | 3 | 0 | 6 | 68 | 77 | 3 | 0 | 18 | 272 | 293 | 3.8 |
| B.Sc. II Sem III | Botany | 0 | 0 | 0 | 58 | 58 | 0 | 0 | 0 | 232 | 232 | 4 |
| B.Sc. III Sem V | Botany | 0 | 0 | 0 | 56 | 56 | 0 | 0 | 0 | 224 | 224 | 4 |
| B.Sc. I Sem II | Botany | 6 | 1 | 16 | 48 | 71 | 6 | 2 | 48 | 192 | 248 | 2.7 |
| B.Sc. II Sem IV | Botany | 3 | 0 | 8 | 47 | 58 | 3 | 0 | 24 | 188 | 215 | 3.2 |
| B.Sc. III Sem VI | Botany | 2 | 0 | 4 | 50 | 56 | 2 | 0 | 12 | 200 | 214 | 3.8 |
| | | | | | | | | | | | | |

Amruth
HOD

Head
Department of Botany
B.B.Arts, N.B.Commerce &
B.P.Science College, Digras


Amruth
Officiating Principal
B.B.Arts, N.B.Commerce &
B.P.Science College, Digras

Officiating Principal
B.B.Arts, N.B.Commerce &
B.P.Science College, Digras

students Attainment 2021-22

| Class | Subject | Below 35% | 36% to 45% | 46% to 60% | 61% above | Sum | Weightage | Calculated Weights for the course | | | | Sum | CW/W | Average Course Out Come | |
|----------------|-------------|-----------|------------|------------|-----------|-----|-----------|-----------------------------------|----|----|-----|-----|------|-------------------------|--|
| B.Sc.I Sem I | Mathematics | 0 | 2 | 9 | 44 | 55 | 1 2 3 4 | 0 | 4 | 27 | 176 | 207 | 3.76 | | |
| B.Sc.I Sem II | Mathematics | 23 | 15 | 10 | 3 | 51 | 1 2 3 4 | 23 | 30 | 30 | 12 | 95 | 1.86 | | |
| B.Sc.I Sem III | Mathematics | 0 | 0 | 6 | 48 | 53 | 1 2 3 4 | 0 | 0 | 18 | 192 | 210 | 3.96 | 3.14 | |
| B.Sc.I Sem IV | Mathematics | 13 | 13 | 12 | 13 | 51 | 1 2 3 4 | 13 | 26 | 36 | 52 | 127 | 2.49 | | |
| B.Sc.I Sem V | Mathematics | 0 | 0 | 1 | 54 | 55 | 1 2 3 4 | 0 | 0 | 3 | 216 | 219 | 3.98 | | |
| B.Sc.I Sem VI | Mathematics | 7 | 18 | 9 | 21 | 55 | 1 2 3 4 | 7 | 36 | 27 | 84 | 154 | 2.8 | | |

Ustadhwar
 (V. D. Jadhav
 MATHS DEPTT)


 Officiating Principal
 B.B.Arts, N.B.Commerce &
 B.P.Science College, Digras

BAPURAOJI BUTLE ARTS, NARAYANRAO BHAT COMMERCE AND BAPUSAHEB PATIL SCIENCE COLLEGE, DIGRAS

Attainment of Programme Outcomes. Programme Specific outcome & Course outcome

STUDENT ATTAINMENT REPORT OF DEPARTMENT OF COMMERCE - 2021-2022

| Class | Subject | Below 35% | 36% to 45% | 46% to 60% | 61% and Above | Sum. | Weightage | | | | Calculated weightages for the Course | | | | Sum | Avarage | Avarage Course Outcome |
|--------------------|---------|-----------|------------|------------|---------------|------|-----------|---|---|---|--------------------------------------|---|----|-----|-----|---------|------------------------|
| | | | | | | | 1 | 2 | 3 | 4 | 0 | 6 | 54 | 280 | | | |
| B. Com.I Sem. I | PEC | 0 | 3 | 18 | 70 | 91 | 1 | 2 | 3 | 4 | 0 | 6 | 54 | 280 | 340 | 3.74 | 3.60 |
| | AAC | 3 | 0 | 2 | 86 | 91 | 1 | 2 | 3 | 4 | 3 | 0 | 6 | 344 | 353 | 3.88 | |
| | PBO | 3 | 0 | 1 | 87 | 91 | 1 | 2 | 3 | 4 | 3 | 0 | 3 | 261 | 267 | 2.93 | |
| | CFS-I | 1 | 1 | 10 | 79 | 91 | 1 | 2 | 3 | 4 | 1 | 2 | 30 | 316 | 349 | 3.84 | |

| Class | Subject | Below 35% | 36% to 45% | 46% to 60% | 61% and Above | Sum. | Weightage | | | | Calculated weightages for the Course | | | | Sum | Avarage | Avarage Course Outcome |
|----------------------|---------|-----------|------------|------------|---------------|------|-----------|---|---|---|--------------------------------------|----|-----|-----|-----|---------|------------------------|
| | | | | | | | 1 | 2 | 3 | 4 | 18 | 28 | 126 | 52 | | | |
| B. Com. I Sem. II | BEC | 18 | 14 | 42 | 13 | 87 | 1 | 2 | 3 | 4 | 18 | 28 | 126 | 52 | 224 | 2.57 | 2.71 |
| | FAC | 29 | 19 | 27 | 12 | 87 | 1 | 2 | 3 | 4 | 29 | 38 | 81 | 48 | 196 | 2.25 | |
| | PBM | 14 | 13 | 31 | 29 | 87 | 1 | 2 | 3 | 4 | 14 | 26 | 93 | 116 | 249 | 2.86 | |
| | CFS-II | 6 | 10 | 24 | 47 | 87 | 1 | 2 | 3 | 4 | 5 | 18 | 66 | 184 | 273 | 3.14 | |

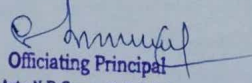
| Class | Subject | Below 35% | 36% to 45% | 46% to 60% | 61% and Above | Sum. | Weightage | | | | Calculated weightages for the Course | | | | Sum | Avarage | Avarage Course Outcome |
|-----------------------|---------|-----------|------------|------------|---------------|------|-----------|---|---|---|--------------------------------------|---|---|-----|-----|---------|------------------------|
| | | | | | | | 1 | 2 | 3 | 4 | 2 | 0 | 0 | 256 | | | |
| B. Com.II Sem. III | CAC | 2 | 0 | 0 | 64 | 66 | 1 | 2 | 3 | 4 | 2 | 0 | 0 | 256 | 258 | 3.91 | 3.97 |
| | BMT | 0 | 0 | 0 | 66 | 66 | 1 | 2 | 3 | 4 | 0 | 0 | 0 | 264 | 264 | 4.00 | |
| | AUD | 0 | 0 | 2 | 64 | 66 | 1 | 2 | 3 | 4 | 0 | 0 | 6 | 256 | 262 | 3.97 | |
| | MOS | 0 | 0 | 1 | 65 | 66 | 1 | 2 | 3 | 4 | 0 | 0 | 3 | 260 | 263 | 3.98 | |
| | ITB-I | 0 | 0 | 0 | 66 | 66 | 1 | 2 | 3 | 4 | 0 | 0 | 0 | 264 | 264 | 4.00 | |

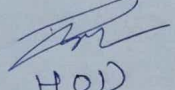
| Class | Subject | Below 35% | 36% to 45% | 46% to 60% | 61% and Above | Sum. | Weightage | | | | Calculated weightages for the Course | | | | Sum | Avarage | Avarage Course Outcome |
|----------------------|---------|-----------|------------|------------|---------------|------|-----------|---|---|---|--------------------------------------|----|----|-----|-----|---------|------------------------|
| | | | | | | | 1 | 2 | 3 | 4 | 20 | 28 | 63 | 32 | | | |
| B. Com.II Sem. IV | CAT | 20 | 14 | 21 | 8 | 63 | 1 | 2 | 3 | 4 | 20 | 28 | 63 | 32 | 143 | 2.27 | 2.54 |
| | BST | 28 | 8 | 13 | 14 | 63 | 1 | 2 | 3 | 4 | 28 | 16 | 39 | 56 | 139 | 2.21 | |
| | ITX | 27 | 24 | 11 | 1 | 63 | 1 | 2 | 3 | 4 | 27 | 48 | 33 | 4 | 112 | 1.78 | |
| | IFS | 10 | 6 | 27 | 20 | 63 | 1 | 2 | 3 | 4 | 10 | 12 | 81 | 80 | 183 | 2.90 | |
| | ITB-II | 0 | 7 | 15 | 41 | 63 | 1 | 2 | 3 | 4 | 0 | 14 | 45 | 164 | 223 | 3.54 | |

2.69

| Class | Subject | Below 35% | 36% to 45% | 46% to 60% | 61% and Above | Sum. | Weightage | | | | Calculated weightages for the Course | | | | Sum | Avarage | Avarage Course Outcome |
|-------------------|---------|-----------|------------|------------|---------------|------|-----------|---|---|---|--------------------------------------|---|----|-----|-----|---------|------------------------|
| | | | | | | | 1 | 2 | 3 | 4 | 1 | 2 | 3 | 4 | | | |
| Com.III Sem. V | CAC | 1 | 0 | 3 | 65 | 69 | 1 | 2 | 3 | 4 | 1 | 0 | 9 | 260 | 270 | 3.91 | 3.92 |
| | BRF | 1 | 0 | 2 | 66 | 69 | 1 | 2 | 3 | 4 | 1 | 0 | 6 | 264 | 271 | 3.93 | |
| | BEM | 0 | 1 | 4 | 64 | 69 | 1 | 2 | 3 | 4 | 0 | 2 | 12 | 256 | 270 | 3.91 | |
| | IWW-I | 1 | 0 | 1 | 67 | 69 | 1 | 2 | 3 | 4 | 1 | 0 | 3 | 268 | 272 | 3.94 | |
| | EOE-I | 1 | 1 | 3 | 64 | 69 | 1 | 2 | 3 | 4 | 1 | 2 | 9 | 256 | 268 | 3.88 | |

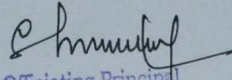
| Class | Subject | Below 35% | 36% to 45% | 46% to 60% | 61% and Above | Sum. | Weightage | | | | Calculated weightages for the Course | | | | Sum | Avarage | Avarage Course Outcome |
|-----------------------|---------|-----------|------------|------------|---------------|------|-----------|---|---|---|--------------------------------------|----|-----|-----|-----|---------|------------------------|
| | | | | | | | 1 | 2 | 3 | 4 | 1 | 2 | 3 | 4 | | | |
| B. Com.III Sem. VI | MAC | 11 | 5 | 16 | 33 | 65 | 1 | 2 | 3 | 4 | 11 | 10 | 48 | 132 | 201 | 3.09 | 3.17 |
| | COL | 6 | 8 | 38 | 13 | 65 | 1 | 2 | 3 | 4 | 6 | 16 | 114 | 52 | 188 | 2.89 | |
| | EOD | 4 | 13 | 31 | 17 | 65 | 1 | 2 | 3 | 4 | 4 | 26 | 93 | 68 | 191 | 2.94 | |
| | IWW-II | 1 | 0 | 18 | 46 | 65 | 1 | 2 | 3 | 4 | 1 | 0 | 54 | 184 | 239 | 3.68 | |
| | EOE-II | 1 | 7 | 33 | 24 | 65 | 1 | 2 | 3 | 4 | 1 | 14 | 99 | 96 | 210 | 3.23 | |



 Officiating Principal
 B.B.Arts N.B.Comm.& B.P.Science
 College, DIGRAS-445203


 HOD
 Dr. D.D. Nitaway
 Dept. of Commerce

Student Attainment Report of Department of History
(2021-2022)

| Class | Subject | Below 35% | 36% to 45% | 46% to 60% | 61% above | Sum | Weightage | | | | Calculated Weightages for the course | | | | Sum | CW/W | Average Course Out Come |
|----------------|---------|-----------|------------|------------|-----------|-----|-----------|---|---|---|--------------------------------------|-----|-----|-----|-----|------|-------------------------|
| | | | | | | | 1 | 2 | 3 | 4 | 3.15 | 28 | 75 | 400 | | | |
| B.A I Sem I | History | 30 | 14 | 25 | 100 | 169 | 1 | 2 | 3 | 4 | 3.15 | 28 | 75 | 400 | 533 | 3.15 | 2.44 |
| B.A I Sem II | History | 91 | 32 | 12 | 5 | 140 | 1 | 2 | 3 | 4 | 1.5 | 64 | 36 | 20 | 211 | 1.5 | |
| B.A II Sem III | History | 17 | 20 | 88 | 18 | 143 | 1 | 2 | 3 | 4 | 2.74 | 40 | 264 | 72 | 393 | 2.74 | |
| B.A II Sem IV | History | 64 | 52 | 13 | 6 | 135 | 1 | 2 | 3 | 4 | 1.71 | 104 | 39 | 24 | 231 | 1.71 | |
| B.A III Sem V | History | 8 | 0 | 7 | 105 | 120 | 1 | 2 | 3 | 4 | 3.74 | 0 | 21 | 420 | 449 | 3.74 | |
| B.A III Sem VI | History | 47 | 50 | 18 | 5 | 120 | 1 | 2 | 3 | 4 | 1.84 | 100 | 54 | 20 | 221 | 1.84 | |


 Officiating Principal
 B.B.Arts N.B.Comm & B.P.Science
 College, DIGRAS-445203


 Prof. P.V. Gawande
 Head
 Department of History
 B.Arts N.B.Comm & B.P.Science
 College, DIGRAS-445203
 Department of History

B.B. ARTS, N.B. COMMERC & B.P. SCIENCE COLLEGE DIGRAS, DIST. YAVATMAL
DEPARTMENT OF ENGLISH
STUDENTS ATTAINMENT 2021-2022

| Class | Subject | Below 35% | 36% to 45% | 46% to 60% | 61% above | Sum | Weightage | | | | Calculated Weights for the course | | | | Sum | CW/W | Average Course Out Come |
|-----------------|---------|-----------|------------|------------|-----------|-----|-----------|---|---|---|-----------------------------------|----|-----|-----|-----|------|-------------------------|
| | | | | | | | 1 | 2 | 3 | 4 | 1 | 2 | 3 | 4 | | | |
| B.A.I, S I | English | 21 | 26 | 29 | 140 | 216 | 1 | 2 | 3 | 4 | 21 | 52 | 87 | 560 | 720 | 3.33 | 2.93 |
| B.A.I, S II | English | 98 | 46 | 21 | 10 | 175 | 1 | 2 | 3 | 4 | 98 | 92 | 63 | 40 | 293 | 1.67 | |
| B.A.II, S III | English | 9 | 4 | 7 | 136 | 156 | 1 | 2 | 3 | 4 | 9 | 8 | 21 | 544 | 582 | 3.73 | |
| B.A.II, S IV | English | 49 | 36 | 56 | 7 | 148 | 1 | 2 | 3 | 4 | 49 | 72 | 112 | 28 | 261 | 1.76 | |
| B.A.III, S V | English | 0 | 1 | 4 | 122 | 127 | 1 | 2 | 3 | 4 | 0 | 2 | 12 | 488 | 502 | 3.95 | |
| B.A.III, S VI | English | 55 | 23 | 29 | 20 | 127 | 1 | 2 | 3 | 4 | 55 | 46 | 87 | 80 | 268 | 2.11 | |
| B.Com.I, S I | English | 4 | 3 | 5 | 79 | 91 | 1 | 2 | 3 | 4 | 4 | 6 | 15 | 316 | 341 | 3.74 | |
| B.Com.I, S II | English | 24 | 12 | 36 | 15 | 87 | 1 | 2 | 3 | 4 | 24 | 24 | 108 | 60 | 216 | 2.48 | |
| B.Com.II, S III | English | 0 | 2 | 0 | 64 | 66 | 1 | 2 | 3 | 4 | 0 | 4 | 0 | 256 | 260 | 3.93 | |
| B.Com.II, S IV | English | 16 | 9 | 25 | 13 | 63 | 1 | 2 | 3 | 4 | 16 | 18 | 75 | 52 | 161 | 2.55 | |
| B.Com.III, S V | English | 0 | 2 | 6 | 61 | 69 | 1 | 2 | 3 | 4 | 0 | 4 | 18 | 244 | 266 | 3.85 | |
| B.Com.III, S VI | English | 11 | 9 | 39 | 6 | 65 | 1 | 2 | 3 | 4 | 11 | 18 | 117 | 24 | 170 | 2.61 | |
| B.Sc.I, S I | English | 7 | 4 | 14 | 107 | 132 | 1 | 2 | 3 | 4 | 7 | 8 | 42 | 428 | 485 | 3.67 | |
| B.Sc.I, S II | English | 61 | 35 | 22 | 5 | 123 | 1 | 2 | 3 | 4 | 61 | 70 | 66 | 20 | 217 | 1.76 | |

M
Bat
 Dr. M. N. Bhagat

Shankar
 Officiating Principal
 B.B.Arts, N.B.Commerce &
 B.P.Science College, Digras

B.B. Arts, N.B. Commerce and B.P. Science College Digras, Dist. Yavatmal

Department of Home Economics

Student Attainment Report

(2021-2022)

| Class | Subject | Below 35% | 36% to 45% | 46% to 60% | 61% above | Su m | Weightage | | | | Calculated weightages for the course | | | | Sum | CW/ W | Average Course Out Come |
|----------------|---------|--------------|------------------|------------------|--------------|---------|-----------|---|---|---|---|----|----|-----|-----|----------|-------------------------------|
| | | | | | | | 1 | 2 | 3 | 4 | 00 | 00 | 21 | 176 | | | |
| B.A I Sem I | HEC | 00 | 00 | 07 | 44 | 51 | 1 | 2 | 3 | 4 | 00 | 00 | 21 | 176 | 197 | 3.86 | 3.705 |
| B.A II Sem III | HEC | 00 | 00 | 00 | 34 | 34 | 1 | 2 | 3 | 4 | 00 | 00 | 00 | 136 | 136 | 4 | |
| B.A III Sem V | HEC | 00 | 00 | 00 | 26 | 26 | 1 | 2 | 3 | 4 | 00 | 00 | 00 | 104 | 104 | 4 | |
| B.A I Sem II | HEC | 02 | 09 | 09 | 15 | 35 | 1 | 2 | 3 | 4 | 02 | 18 | 27 | 60 | 105 | 3 | |
| B.A II Sem IV | HEC | 00 | 01 | 03 | 28 | 32 | 1 | 2 | 3 | 4 | 00 | 02 | 09 | 112 | 123 | 3.84 | |
| B.A III Sem VI | HEC | 00 | 02 | 08 | 16 | 26 | 1 | 2 | 3 | 4 | 00 | 04 | 24 | 64 | 92 | 3.53 | |

Total- 22.23

M.P.

Dr. Manjusha M. Jagtap

HOD and Professor

Department of Home Economics

[Signature]
Officiating Principal
 B.B.Arts, N.B.Commerce &
 B.P.Science College, Digras